





Can You Dance Like A Peacock?

ACTIVITY KIT



COLORING SHEET


Look at this beautiful peacock. He is so proud of his long neck and wants to show off his feathers. Color in the peacock so he can strut!





Can You Dance Like A Peacock?

ACTIVITY KIT



WORD SEARCH

Raise your hand if you love to search for words!
Look for the words to complete the search.



T	K	H	O	N	E	Y	B	E	E	L	Y	R	V	I
S	V	Y	Y	Q	X	D	B	E	W	Z	C	G	J	A
X	W	E	O	S	E	A	S	L	U	G	I	Y	Z	Q
H	D	O	L	P	H	I	N	N	B	M	A	R	C	H
K	Q	Z	T	M	F	C	V	S	C	L	M	R	E	F
U	O	R	S	S	X	W	Z	M	W	B	E	L	G	L
M	A	G	K	P	N	L	W	K	E	L	T	B	T	A
E	Y	U	L	L	W	H	J	P	L	E	V	H	U	M
I	G	S	W	A	G	G	L	E	E	D	D	A	R	I
S	E	S	R	S	M	L	Z	B	W	A	Q	O	N	N
N	E	C	T	H	S	A	G	U	B	N	C	B	Q	G
R	Y	O	B	R	G	N	H	D	Q	C	U	O	O	O
A	T	H	Z	C	U	K	H	D	N	E	N	G	C	B
S	B	Y	Q	D	O	T	A	O	Z	X	Y	W	K	K
X	C	I	J	X	E	E	V	S	H	U	S	Q	Y	B



PEACOCK
STRUT
DANCE

GAZELLE
STOT
HONEYBEE

WAGGLE
DOLPHIN
SPLASH


DUNG BEETLE
TURN
SEA SLUG

CRAWL
FLAMINGO
MARCH



Can You Dance Like A Peacock?

ACTIVITY KIT



FINGER PUPPETS

Now it's time to cut out your very own puppets and make them dance!

SUPPLIES: One pair of scissors, crayons, markers, or colored pencils, and a glue stick

INSTRUCTIONS:

1. Color in the honeybee and the flamingo.
2. With an adult's help, cut out the honeybee and the flamingo along the dotted lines.
3. For the honeybee, wrap the white bands around three fingers. Tape them together so it's nice and snug.
4. Do the same for the flamingo on your other hand.
5. Now put on a show and help them dance!




Find more free downloadable resources at sourcebooks.com/library




Can You Dance Like A Peacock?

ACTIVITY KIT



FINGER PUPPETS


(cont.)





Can You Dance Like A Peacock?

ACTIVITY KIT



DRAW YOURSELF DANCING

Create a drawing of yourself dancing! What's your favorite dance move?

STRUT! STRUT! STRUT!